

County of Blair 2023 Budget Presentation

December 1, 2022

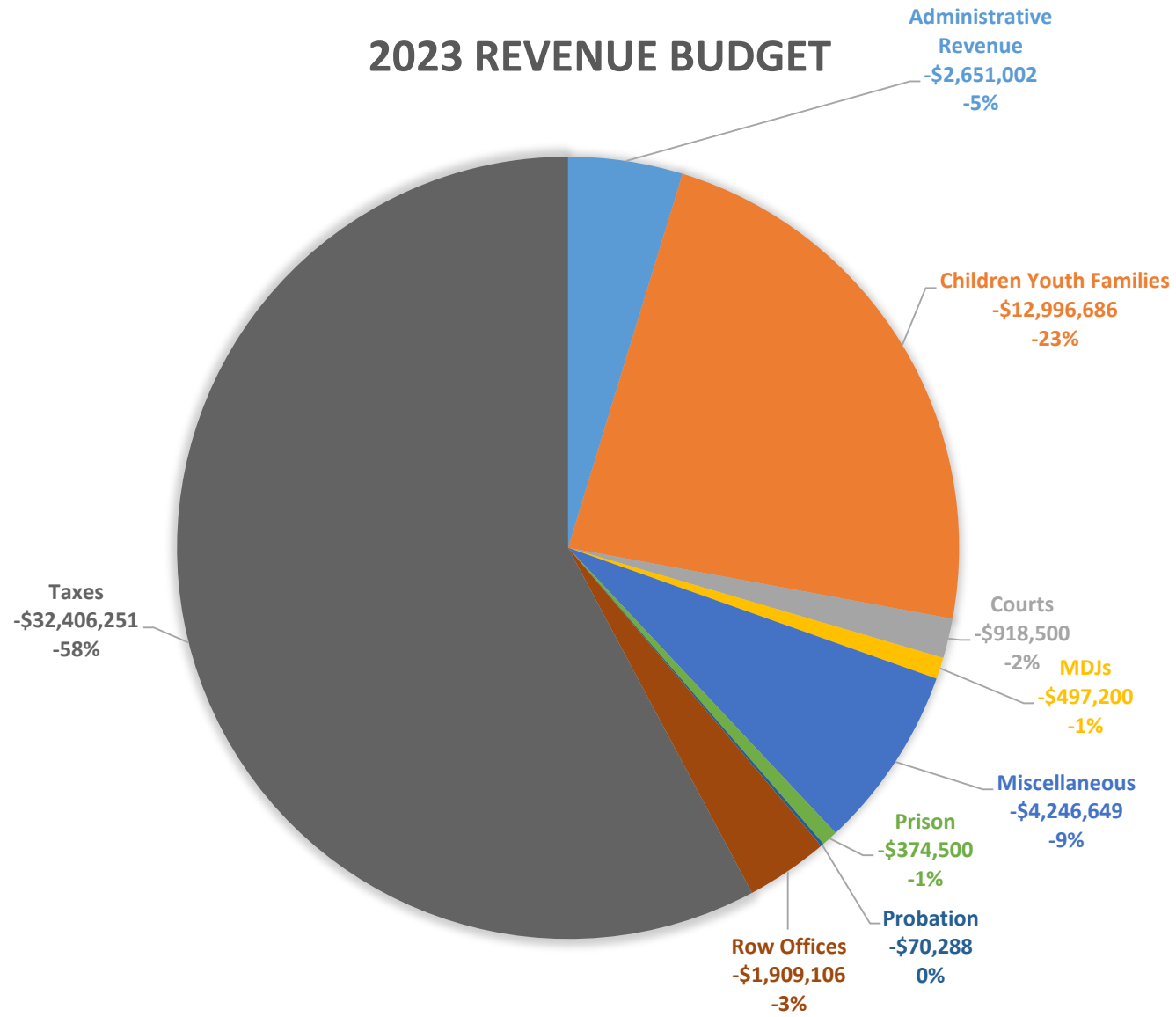
2023 General Fund Budget

- 2023 Revenue - \$56,070,181
- 2023 Expense - \$57,637,747
- Budget Deficit - **(\$1,567,566)**

Revenue by Department Grouping

Department Category	Budget		Actual		
	2023	2022	2021	2020	% Change
Probation	70,288	70,288	70,325	70,288	0%
Courts	918,500	922,000	1,053,945	1,204,162	-24%
Prison	374,500	365,000	428,061	408,946	-8%
MDJs	497,200	563,000	483,819	477,253	4%
Miscellaneous	4,246,649	4,761,445	3,188,122	2,671,260	59%
Administrative	2,651,002	2,354,255	3,114,106	3,507,365	-24%
Row Offices	1,909,106	2,029,668	2,107,029	2,074,322	-8%
Children Youth Families	12,996,686	14,947,169	11,600,617	11,940,038	9%
Taxes	32,406,251	31,950,403	32,412,098	32,340,553	0%
Total	56,070,181	57,963,228	54,458,122	54,694,188	3%

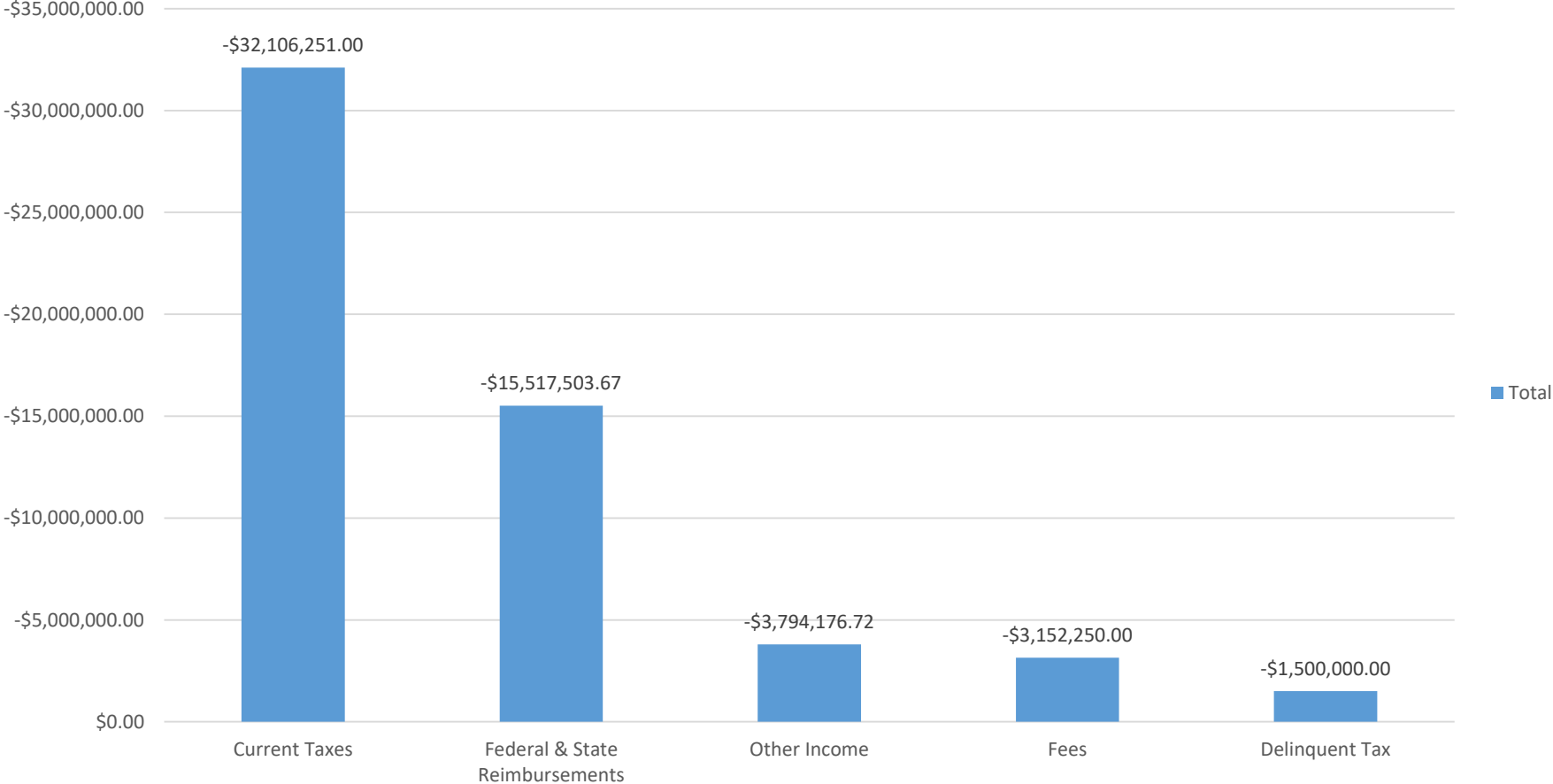
2023 REVENUE BUDGET



Revenue by Category

Revenue Category	Budget		Actual			% Change
	2023	2022	2021	2020	2019	
Current Taxes	32,106,251	31,935,403	32,436,010	32,336,795	32,557,939	-1%
Federal and State Reimbursement	15,517,504	17,274,347	14,146,767	14,404,006	15,705,782	-1%
Fees	3,152,250	3,454,560	3,626,327	3,566,664	3,588,685	-12%
Other Income	3,794,177	3,898,919	2,522,953	2,413,410	1,943,090	95%
Delinquent Tax	1,500,000	1,400,000	1,726,064	1,973,312	-	#DIV/0!
Total	56,070,181	57,963,228	54,458,121	54,694,188	53,795,496	4%

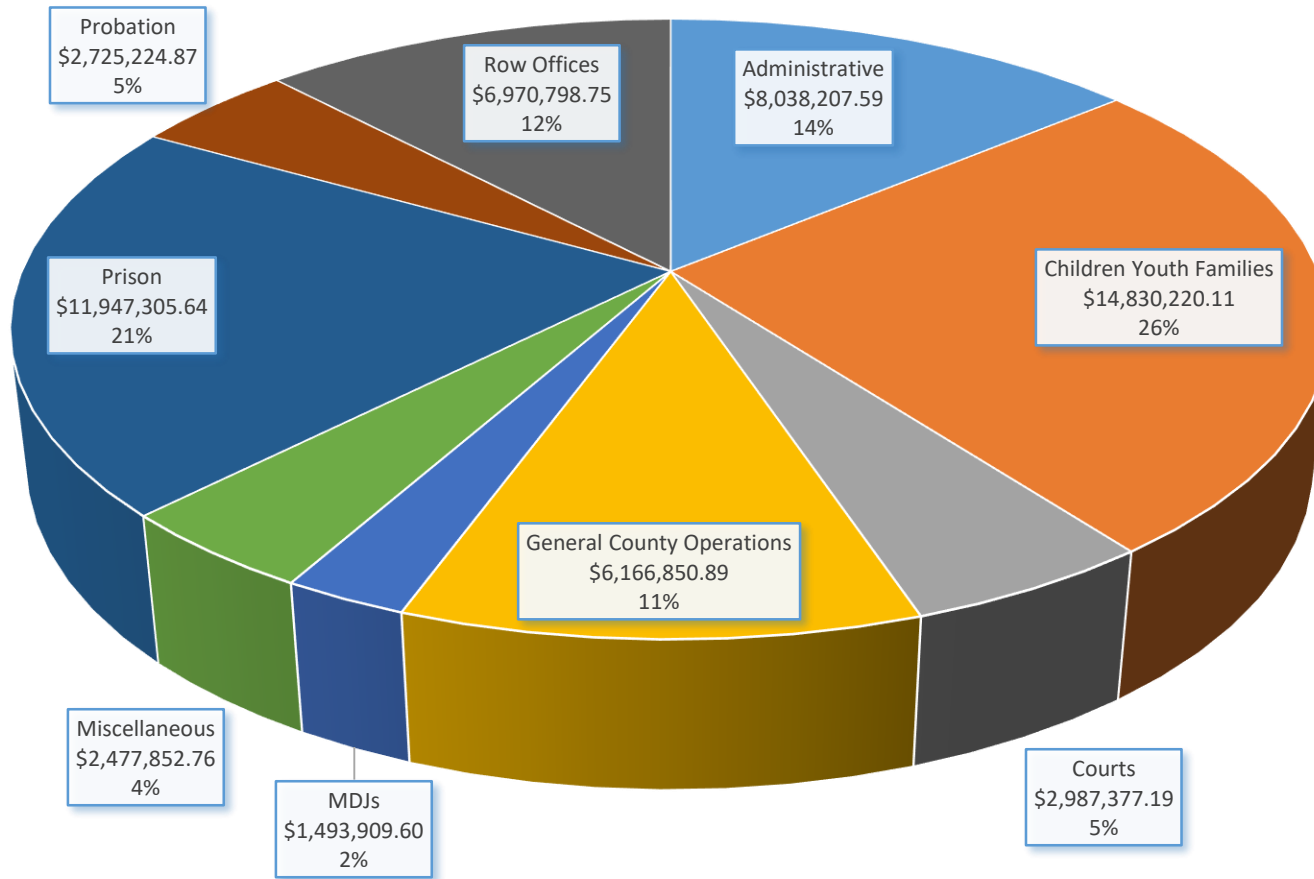
2023 Revenue Budget



Expense by Department Grouping

Department Category	Budget		Actual		% Change
	2023	2022	2021	2020	
MDJs	1,493,910	1,454,546	1,410,750	1,354,599	10%
Miscellaneous	2,477,853	2,418,145	2,304,442	1,994,524	24%
Courts	2,987,377	2,955,548	3,011,824	2,760,870	8%
Probation	2,725,225	2,633,640	2,019,426	1,900,561	43%
General Operations	6,166,851	6,649,695	5,817,047	7,607,261	-19%
Row Offices	6,970,799	6,631,555	6,623,898	5,529,606	26%
Administrative	8,038,208	7,519,787	7,625,886	7,241,319	11%
Prison	11,947,306	11,802,548	11,808,740	7,243,621	65%
Children Youth and Families	14,830,220	16,218,867	13,445,127	12,786,822	16%
Total	57,637,747	58,284,331	54,067,140	48,419,184	19%

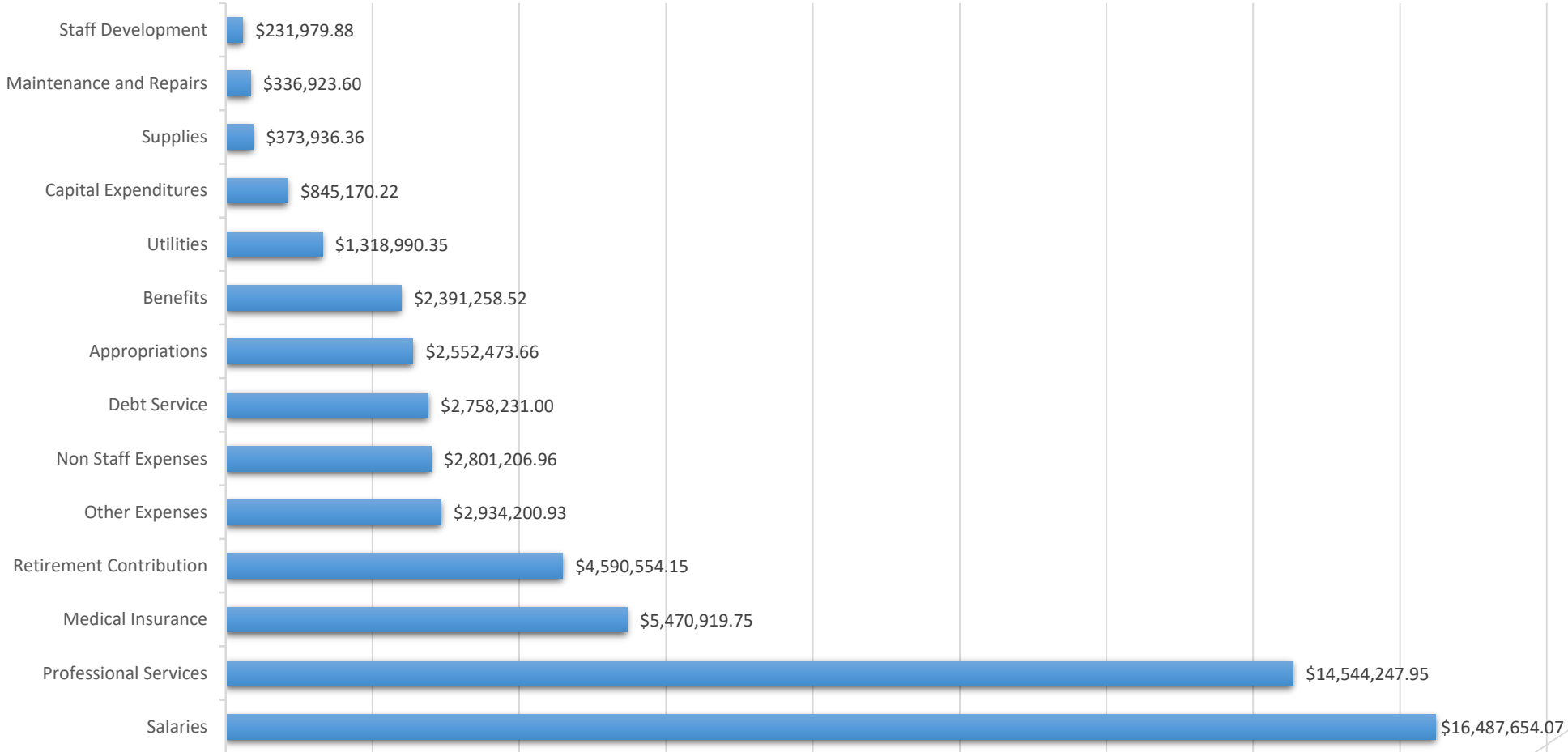
2023 Expenditure Budget



Expense by Category

Expense Category	Budget		Actual			
	2023	2022	2021	2020	2019	% Change
Salaries	16,487,654	17,319,540	16,394,095	12,510,481	16,168,897	2%
Professional Services	14,544,248	14,869,926	12,228,016	11,218,841	12,279,973	18%
Medical Insurance	5,470,920	5,593,418	5,262,374	5,102,719	5,227,204	5%
Retirement Contribution	4,590,554	4,390,580	4,222,280	3,969,925	3,677,838	25%
Other Expenses	2,934,201	2,983,608	2,045,846	2,024,738	1,907,005	54%
Debt Service	2,758,231	2,771,496	3,073,978	2,976,468	3,054,021	-10%
Non Staff Expenses	2,801,207	2,651,200	2,683,469	2,708,931	2,768,143	1%
Appropriations	2,552,474	2,615,976	3,208,795	2,949,942	3,040,828	-16%
Benefits	2,391,259	2,566,263	2,548,906	2,610,668	2,291,774	4%
Utilities	1,318,990	1,345,423	1,226,524	1,249,236	1,296,466	2%
Capital Expenditures	845,170	199,922	528,815	470,107	430,557	96%
Supplies	373,936	411,374	342,427	358,245	374,206	0%
Maintenance and Repairs	336,924	345,131	236,089	225,339	247,161	36%
Staff Development	231,980	220,474	65,526	43,544	123,798	87%
Total	57,637,747	58,284,331	54,067,139	48,419,184	52,887,871	9%

2023 Expenditure Budget



2022 General Fund Projections

General Fund Balance Estimates	12/1/2022
Total General Fund Balance (2021 Audit)	15,785,285
Non Spendable	420,421
Restricted	-
Committed	259,573
Assigned	877,801
Unassigned General Fund Balance (2021 Audit)	14,227,490
2022 Estimated Results (based on 2022 Budget)	(321,105)
2022 Committed and Assigned Adjustment	58,850
Projected 2022 Year End Unassigned General Fund	13,965,235

2023 General Fund Projections

Projected 2022 Year End Unassigned General Fund	13,965,235
2023 Revenue Estimates	56,070,181
2023 Expense Requests	57,637,747
2023 Estimated Results	(1,567,566)
Projected 2023 Year End Unassigned General Fund	12,397,669

Real Estate Tax Millage Change

	2023	2022	Change	Revenue Generated
General Fund	3.709	3.709	0	\$ 29,110,943
Debt Service	0.367	0.355	0.012	\$ 2,880,484
Libraries	0.021	0.021	0	\$ 164,823
Parks and Rec.	0	0.012	-0.012	\$ -
Total	4.097	4.097	0	\$ 32,156,251

Total County Real Estate Tax Millage does not change for the 2023 tax year.

Reserve Account Summary

County of Blair				
Reserve Account Budget Summary 2023				
	Beginning	Projected		
Fund	Fund	Revenue	Expenditures	Surplus
	Balance			(Deficit)
002 - Special Grants	21,928,706	-	3,407,738	18,520,968
003 - Liquid Fuels	767,404	165,000	522,968	409,436
004 - Hotel Tax	425,679	1,100,000	1,100,000	425,679
006 - Hazardous Emergency Response	266,404	87,138	117,698	235,844
007 - Bond Fund	1,785,375	-	1,785,375	-
008 - Fort Roberdeau	51,243	135,662	186,905	-
015 - Juvenile Probation Grant	51,222	182,144	12,241	221,125
018 - Coroner Vital Statistics	40,554	16,000	16,000	40,554
030 - Tax Claim	1,184,380	-	-	1,184,380
031 - Workers Compensation Fund	606,603	225,000	225,000	606,603
032 - Unemployment Reserve Fund	1,416	100,000	100,000	1,416
034 - Domestic Relation Title IV-E	2,169,475	1,097,900	1,231,460	2,035,915
035 - Recreation Fund	96,769	100,231	121,382	75,618
036 - Capital Reserve	64,815	-	-	64,815
038 - Technology Fund	144,128	17,000	136,220	24,908
040 - Victim Witness ARD	243,588	25,000	15,134	253,454
041 - County Record Improvement	71,287	20,000	20,000	71,287

Reserve Account Summary - Continued

County of Blair				
Reserve Account Budget Summary 2023				
	Beginning			
	Fund	Projected		Surplus
Fund	Balance	Revenue	Expenditures	(Deficit)
042 - Vehicle Registration	3,194,516	604,725	2,207,082	1,592,159
044 - 911 Project	-	2,935,374	2,935,374	-
045 - Juvenile Probation Office	38,145	3,500	-	41,645
046 - Recorder of Deeds	108,600	47,600	38,632	117,568
047 - Affordable Housing	627,648	100,800	414,550	313,898
048 - Clerk of Courts Automation	150,696	10,000	35,000	125,696
049 - Prothonotary Automation	14,814	21,000	55,000	(19,186)
050 - Central Booking	392,932	200,000	313,840	279,092
052 - Marcellus Shale Fund	989,681	834,295	1,598,156	225,820
055 - Juvenile Title IV-E	15,603	-	15,000	603
056 - Phare Grant	283,942	431,000	280,250	434,692
059 - Act 44 Bridge Fund	1,917,676	305,181	745,800	1,477,057
062 - Juvenile Supervision Fee	55,697	5,000	24,500	36,197
065 - Community Development	-	5,042,854	3,963,296	1,079,558
075 - Social Services	7,225,269	8,480,416	9,995,018	5,710,667
076 - Offender Supervision	303,396	680,500	1,011,482	(27,586)
081 - Blair County Retirement Fund	32,678,151	9,752,032	8,047,516	34,382,667
Total	\$ 77,895,814	\$ 32,725,352	\$ 40,678,617	\$ 69,942,549